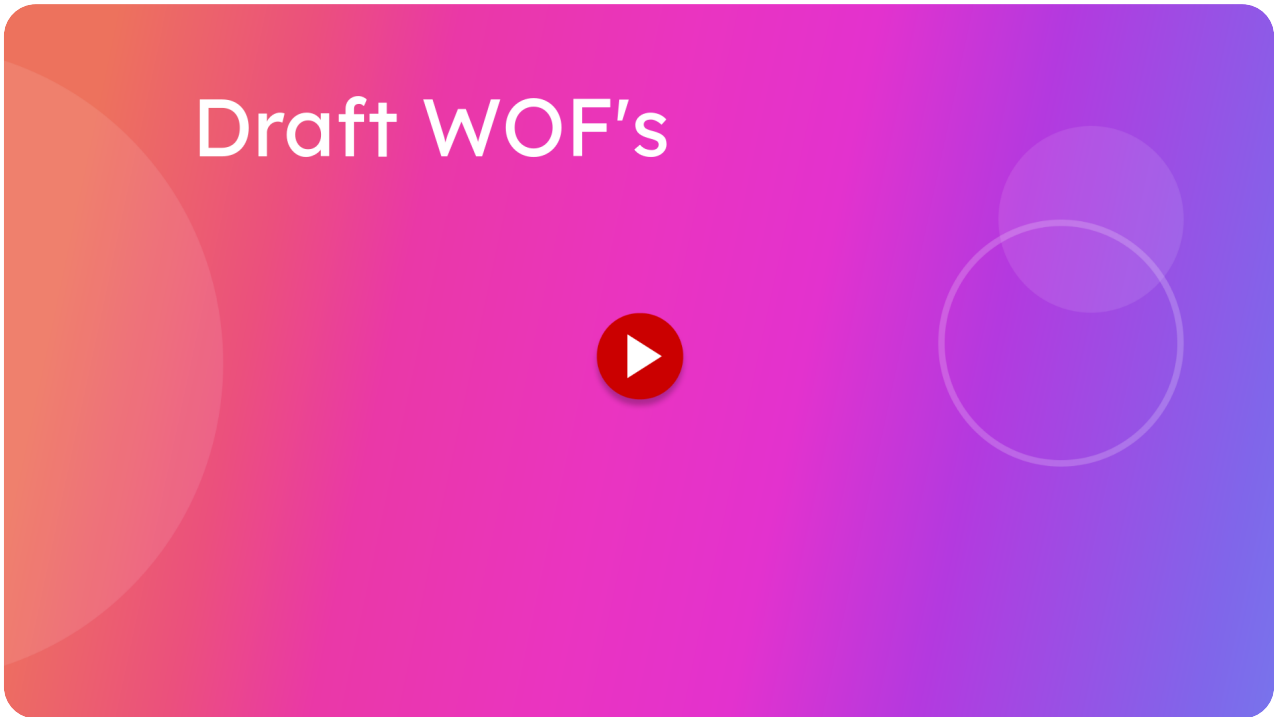


# Draft WOF's

Powered by [guidde](#)



This guide focuses on how to save, view and open draft warrant of fitnesses.

[itsallauto.com](#)

## 01 Introduction

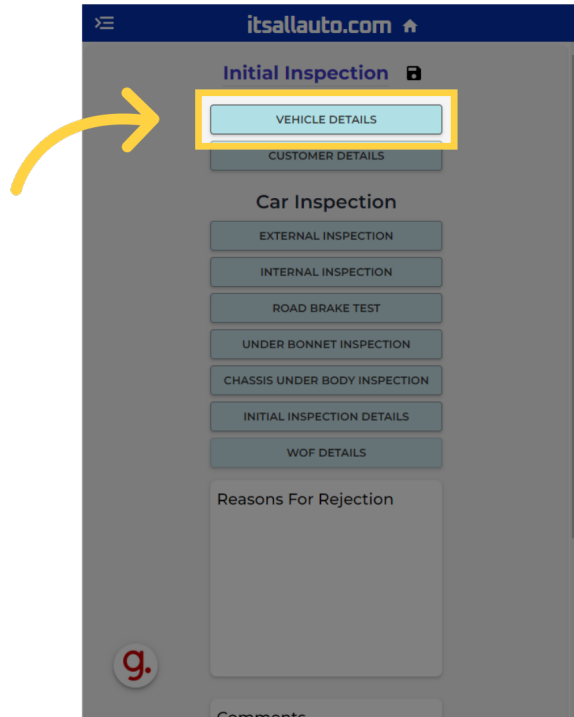
When doing a warrant of fitness marking a section complete will automatically save the draft, if a draft already exists then it will be updated.

The screenshot shows the mobile application interface for 'itsallauto.com'. At the top is a blue navigation bar with a hamburger menu icon on the left, the website name 'itsallauto.com' in the center, and a home icon on the right. Below the navigation bar, the main content area is titled 'Initial Inspection' with a save icon. Under this title, there are two stacked buttons: 'VEHICLE DETAILS' and 'CUSTOMER DETAILS'. Below these is a section titled 'Car Inspection' which contains a vertical stack of nine buttons: 'EXTERNAL INSPECTION', 'INTERNAL INSPECTION', 'ROAD BRAKE TEST', 'UNDER BONNET INSPECTION', 'CHASSIS UNDER BODY INSPECTION', 'INITIAL INSPECTION DETAILS', and 'WOF DETAILS'. At the bottom of the screen, there is a 'Reasons For Rejection' section with a large empty text area, and a 'Comments' section partially visible at the very bottom. A red circular logo with the letter 'g.' is located in the bottom left corner of the app's content area.



## 02 Click "Vehicle Details"

We will complete a few sections as an example.



### 03 Click "on"

Marking vehicle details section complete will save the draft warrant of fitness.

itsallauto.com

Vehicle Information

Registration Plate\*  
DJT604

REGO

Make\*  
Toyota

Year\*  
1996

Model\*  
Hiace

WOF Expiry Date

Current Rego Expiry Date  
13/06/2024

Year First Registered NZ\*  
01/06/2007

VIN\*  
7A8H60F0907007667

Odometer (KM)\*  
2343434

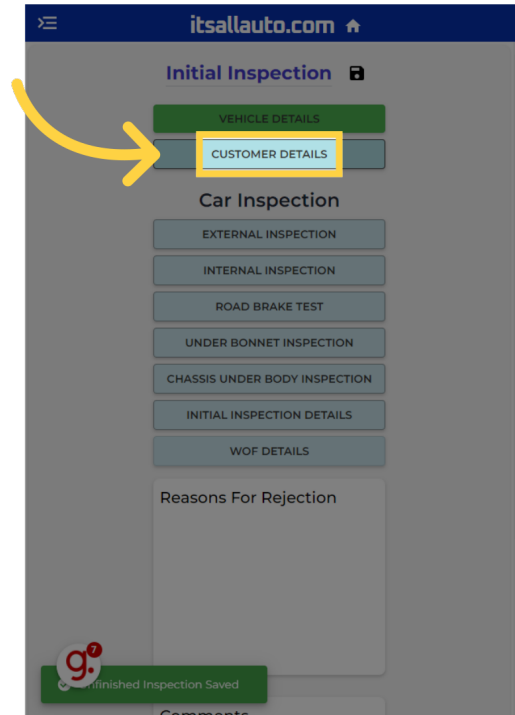
Fuel Type

Confirm All Vehicle Details Are Correct

MARK COMPLETE

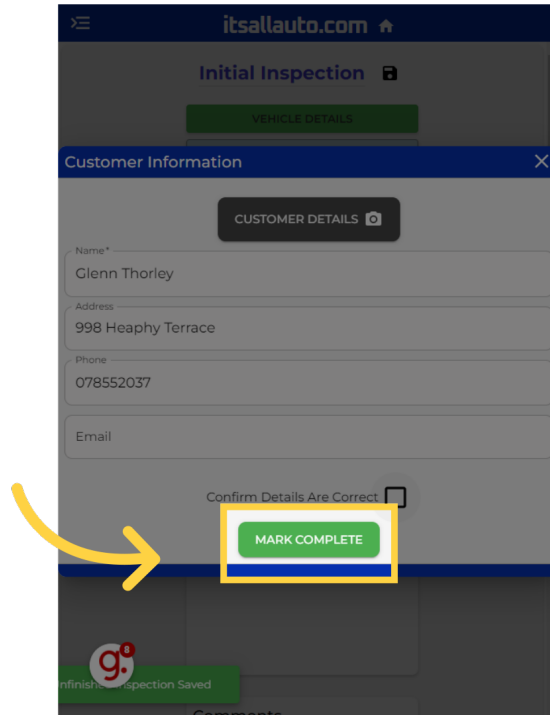
## 04 Click "Customer Details"

Access customer information.



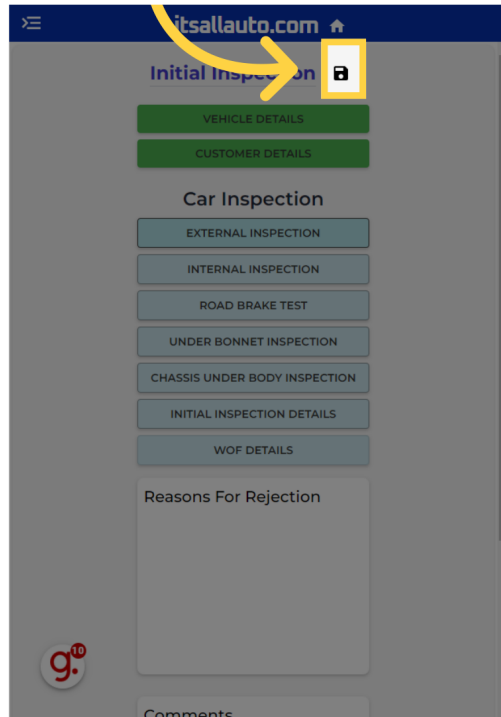
## 05 Click "on"

Marking the Customer details section will save and update the draft.



## 06 Click "External Inspection"

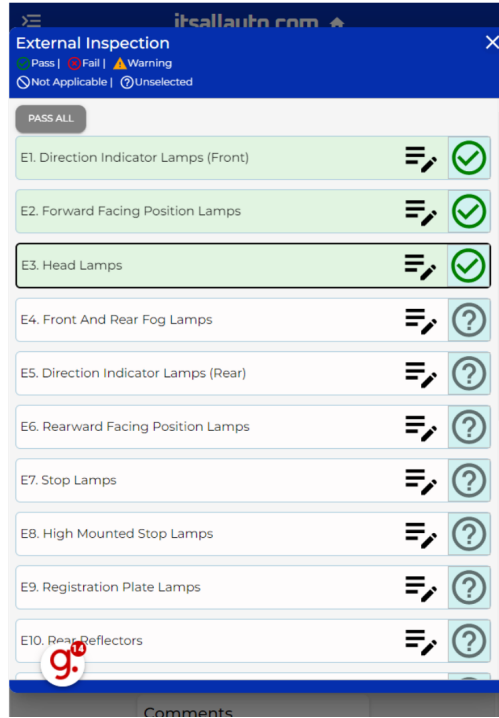
If you wish to save the draft at any point this can be done using the save icon at the top of the page.





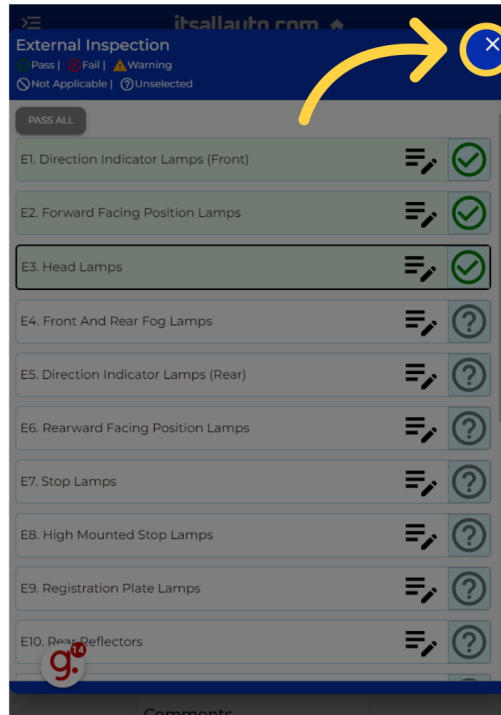
## 07 Click here

For an example let's save this close this external inspection when partially done and save the draft.



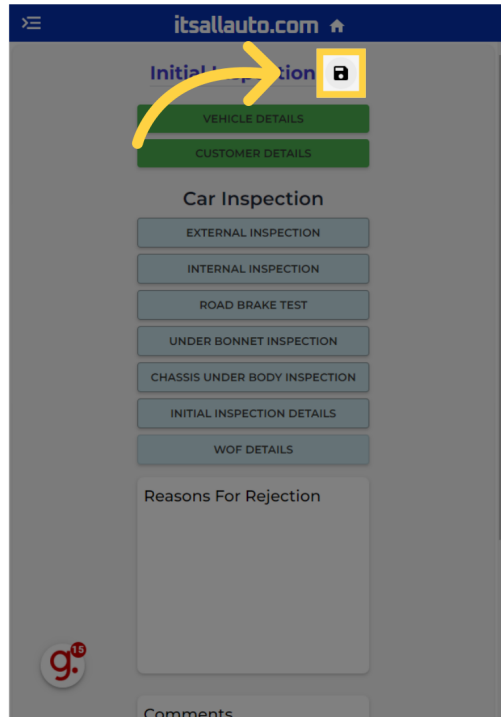
## 08 Click here

Navigate to a specific section.



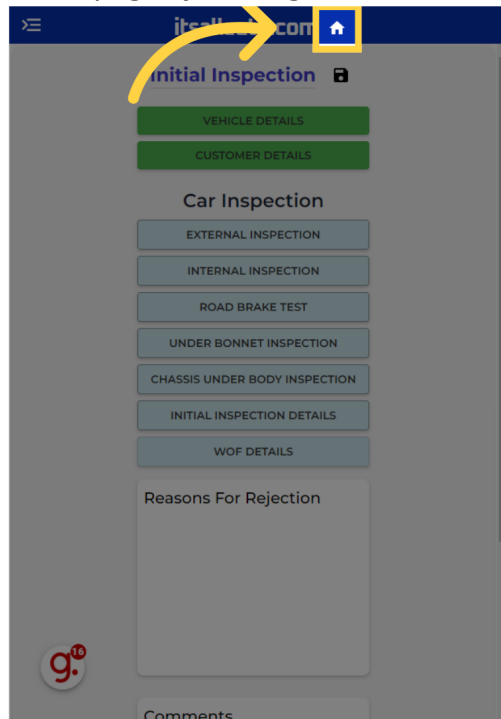
## 09 Click here

Click the save icon.



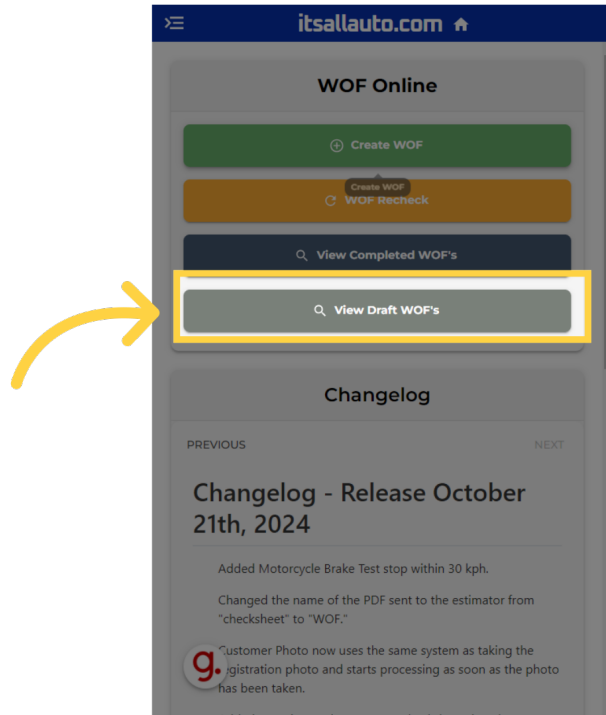
## 10 Click here

You can now navigate to the home page by clicking the home icon.



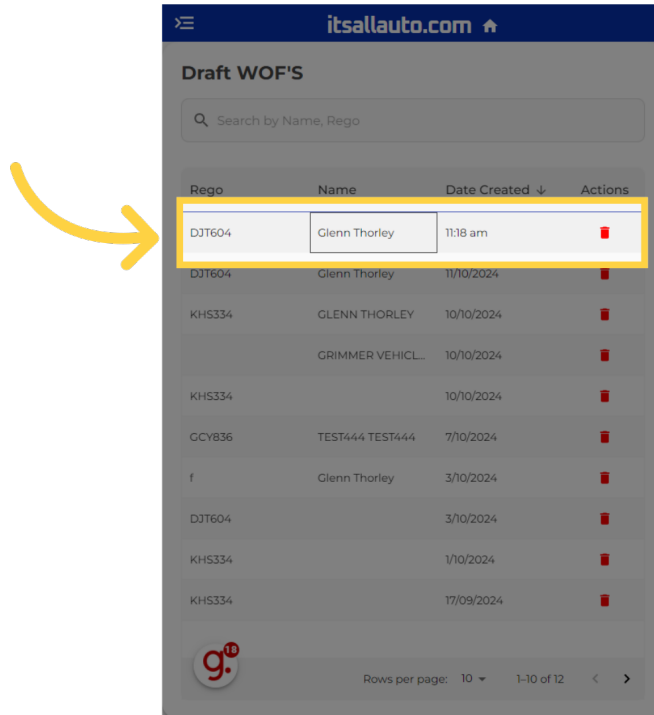
## 11 Click "Create WOF"

To open up the draft warrant of fitness. You can now click the view draft Warrant of fitness from the home screen.



## 12 Click "Glenn Thorley"

Click on the draft Warrant of fitness you wish to open.

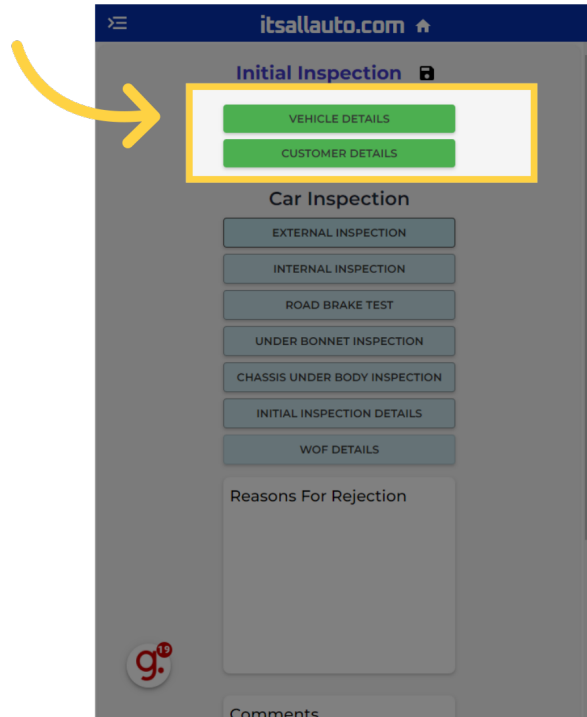


The screenshot shows a mobile application interface for 'Draft WOF'S' on the website 'itsallauto.com'. The page features a search bar and a table with columns for 'Rego', 'Name', 'Date Created', and 'Actions'. The first row of the table is highlighted with a yellow border, and a yellow arrow points to it from the left. The first row contains the rego number 'DJT604', the name 'Glenn Thorley', and the date '11:18 am'. Other rows in the table include rego numbers like 'DJT604', 'KH5334', and 'GCY836' with various names and dates.

Rego	Name	Date Created ↓	Actions
DJT604	Glenn Thorley	11:18 am	
DJT604	Glenn Thorley	11/10/2024	
KH5334	GLENN THORLEY	10/10/2024	
	GRIMMER VEHICL...	10/10/2024	
KH5334		10/10/2024	
GCY836	TEST444 TEST444	7/10/2024	
f	Glenn Thorley	3/10/2024	
DJT604		3/10/2024	
KH5334		1/10/2024	
KH5334		17/09/2024	

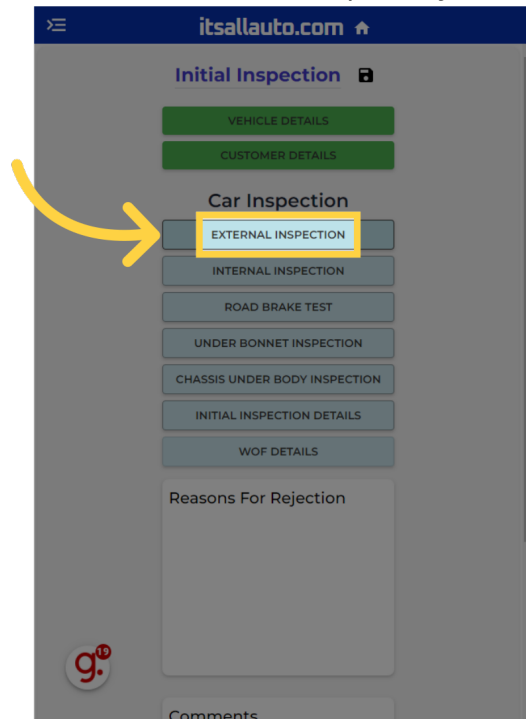
### 13 Click "External Inspection"

You can see the sections that we completed earlier are still marked completed.



## 14 Click "External Inspection"

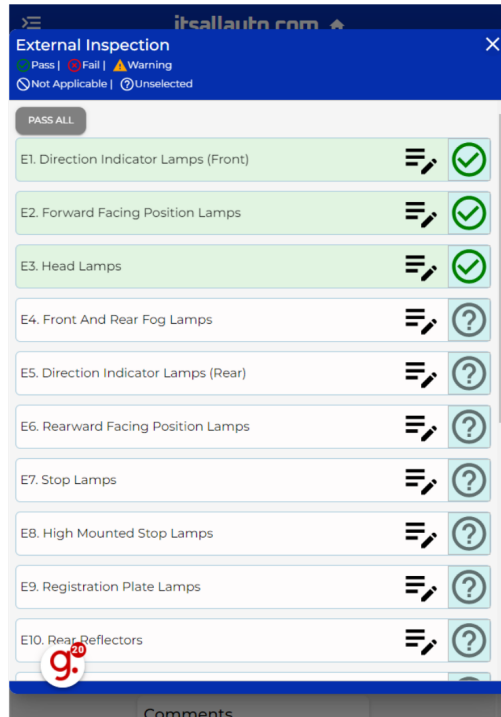
Opening the external inspection we will also see the partially finished section was also saved.





## 15 Click here

Here you can see the partially finished section was saved.



Thank you for watching. If you wish to contact us you can email us at [admin@itsallauto.com](mailto:admin@itsallauto.com) , or phone 07 595 0032

If you know someone who could benefit from our FREE online Warrant of Fitness system, then please let them know about [itsallauto.com](http://itsallauto.com).

Powered by [guidde](#)